

Welcome

Mrs. Creek's
4th Grade
Room 210



My Family



Michael
Senior at MO State University



Emily
Sophomore at University of Arkansas



Richard and I
have been married for 26 years

Hope
our 9-year old
Labrador Retriever



My fishes







Parents it is going to take us all working together to help your child succeed.



Email: patricia.creek@slps.org



Class Dojo: messenger



Google voice: (314) 690-1481



Weekly Check-In Appointment on TEAMS



Weekly Check-In Appointment on TEAMS



**I will be available Monday - Friday from 7:30 until 3:30 and from 3:30-5:00 by appointment only.
All messages will receive a response within 24 hour of being received.**



to work with your child!




Where to Find
Class Information



Mrs. Creek's Teacher Webpage
<https://www.slps.org/Domain/12186>



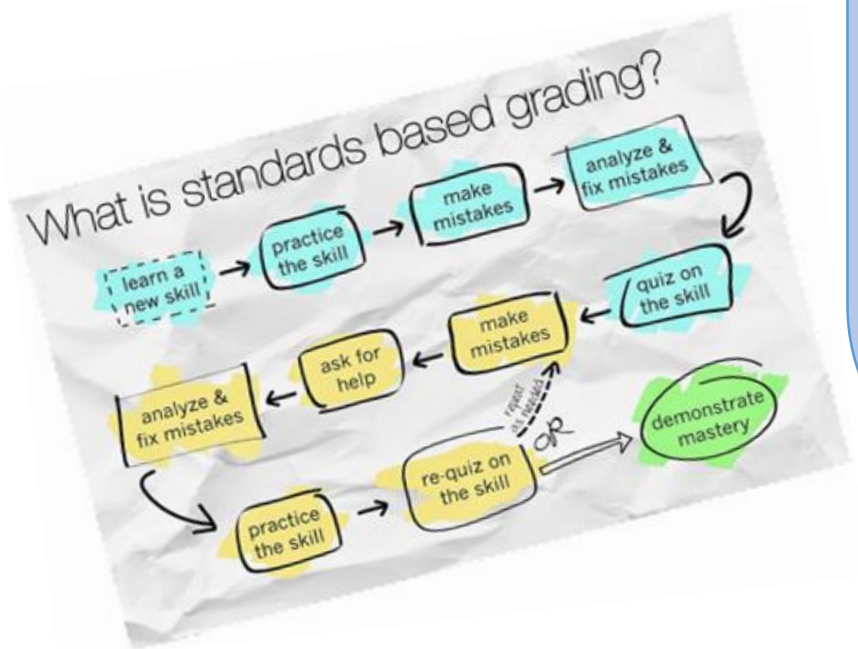
Weekly Check-In Appointment on TEAMS



Class Dojo



Buder Superhero students work relentlessly to learn every day!



We are moving towards
STANDARDS-BASED-GRADING.

This looks different from traditional grades. The reason for the shift is to make it more clear to students and parents exactly what skills a scholar has mastered; and which skills that scholar is still working to master.

Each student's overall grade with a standard will be on a 4-point scale.

Emergent: With support, student understands some simple parts of the standard.

Progressing: Student independently produces work that demonstrates understanding of simpler parts of the standard yet needs support with more complex parts of the standard.

Meeting: Student's standard level work shows no errors or omissions.

Extending: In addition to meeting the standard, student work exhibits in-depth inferences, and applications that exceed standard expectations.



Please watch the instructional video for Teams that is posted to the Buder website.

And check-out the PowerPoint posted to my teacher website.



PLEASE!

For first quarter this year we will be engaged in 100% virtual learning.

We will use Microsoft Teams for:

- daily meetings/lessons,
- posting and turning in assignments,
- viewing recorded lesson videos.

Your child already has a Teams account and I will be sharing their log in information with you on class dojo prior to the first day of school, Monday, August 31.

I will not be able to stop virtual meetings to solve technology issues in the moment.

If you are experiencing issues with the iPads, Hotspots, or Teams during a lesson please contact TechHelp@slps.org.



We are
DISTANCE
LEARNING
to help keep
each other safe.



SYNCHRONOUS WORK:
We are all on TEAMS at the same time
for a live, in-person session.

Each student will have **multiple live lessons daily, Monday- Thursday** between 8:15 and 3:30. **Friday**, there will be no meetings to allow teachers to prepare lessons and grade assignments. Students must attend meetings:

- with **cameras ON** (there is a blur feature in Teams that will blur the background so we can see only the student)
- and **microphones OFF** unless they need to speak. This will help eliminate distractions from background noise.

There will be a **CLASS MEETING** every morning **Monday-Thursday** at **8:15**.



Inappropriate behavior will not be tolerated.
If the behavior continues after a warning, the student will be removed from the session and the incident will be recorded for administration to address.





SYNCHRONIOUS WORK: STUDENT BEHAVIOR EXPECTATIONS

- Students are expected to be responsible** and participate in all live lessons
- Students are expected to be respectful** and not create distractions by drawing on the shared screen, playing with emojis, or adding unrelated comments to the chat.
- Students are expected to be learning buddies** and not create disruptions that make learning more difficult for others.



If there are going to be issues with attending a meeting or if your child is ill and will be absent, you will need to contact the teacher as soon as possible via class dojo or email.

Mrs. Katie Avenevoli will
be working with our class.



HOW TO JOIN A LIVE SESSION ON **TEAMS**

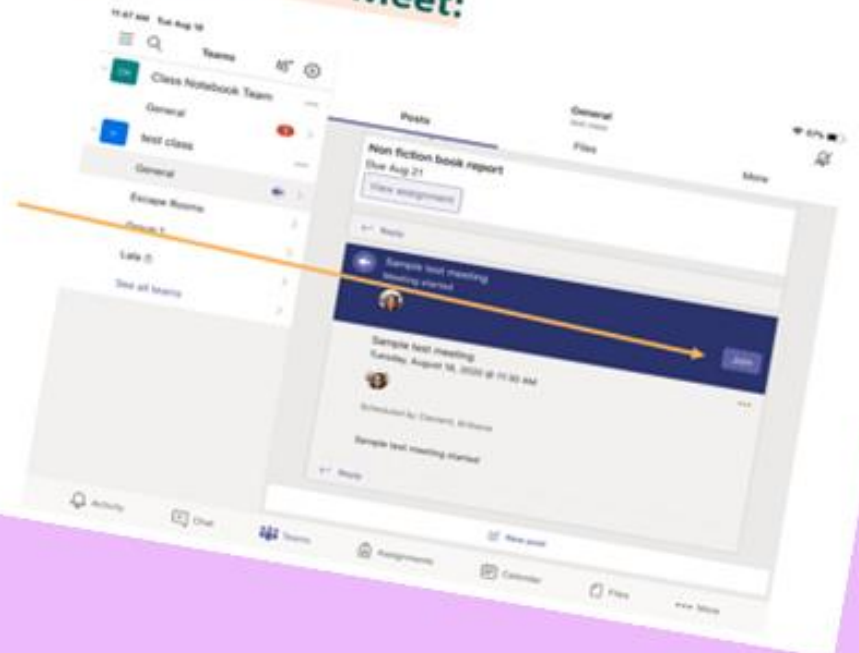


DISTRICT TECH SUPPORT FOR STUDENTS AND PARENTS:

TechHelp@slps.org

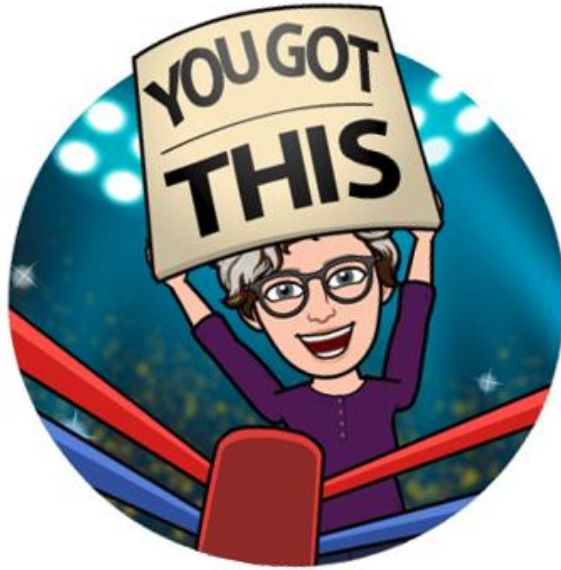
Joining Live Lessons How to use the features in Teams Meet:

You will join the meeting by clicking on the Join button, which will be under the Posts tab.



STEP TWO:

HOW TO JOIN A LIVE SESSION ON **TEAMS**



Joining Live Sessions

Teams Meeting:

This is the screen that will pop up when you join a meeting.

Make sure the following are **turned on**:


- Video
- Mic
- Speaker



DISTRICT TECH SUPPORT FOR STUDENTS AND PARENTS:

TechHelp@slps.org

Knowledge is
POWER



STEP THREE:

HOW TO JOIN
A LIVE SESSION
ON **TEAMS**



Joining Live Sessions

Team Meetings:

This screen is what it will look like when you are in a meeting.

You should see other members in meeting and yourself.



DISTRICT TECH SUPPORT FOR STUDENTS AND PARENTS:

TechHelp@slps.org

This is where you can blur the background of your screen.



STEP FOUR:

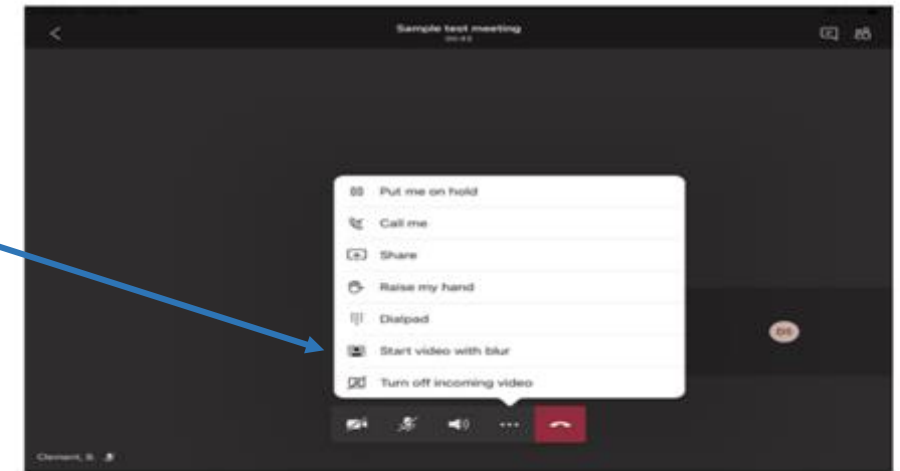
HOW TO JOIN
A LIVE SESSION
ON **TEAMS**



Joining Live Sessions

Team Meeting: More Options

This is what is shown when you click on the more options button during a meeting



DISTRICT TECH SUPPORT FOR STUDENTS AND PARENTS:

TechHelp@slps.org



ASYNCHRONIOUS WORK:

Each student works independently, to complete assignments before a due date.

- **Students will have asynchronous work daily that relates to our live lessons.** This is critical school work and to be completed by due date.
- Assignments will be loaded in Teams and should be completed and turned in on Teams as well.
- Students should spend about 50% of their school day in synchronous work and about 50% asynchronous.



Work at your own pace and at the time of day that works best for you to complete assignments.



STEP ONE:

HOW TO FIND ASSIGNMENTS ON TEAMS



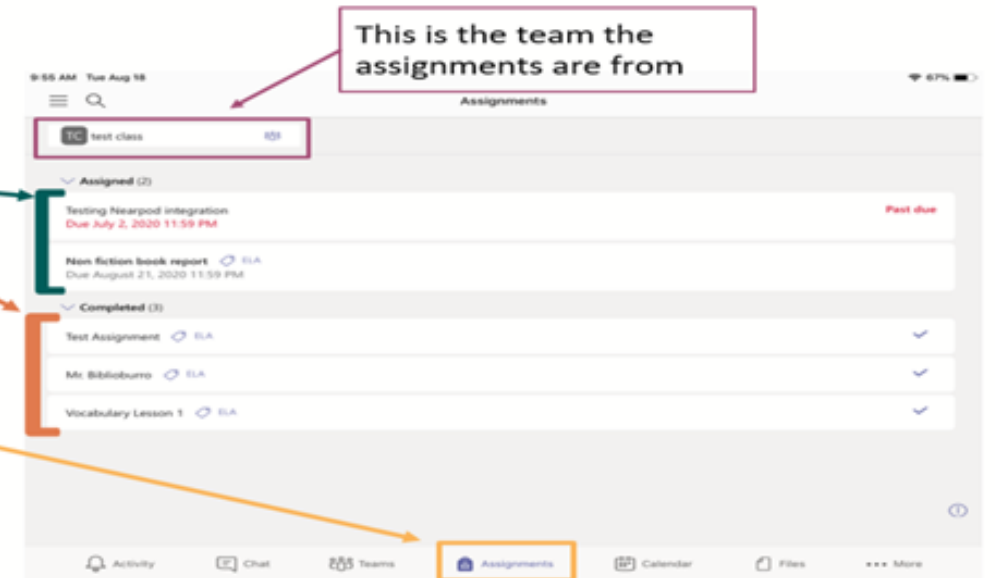
Finding Assignments

Assignments Tab:

You can see assignments:

- you still need to do
- the ones you have already finished.

You can get to your assignments by clicking the assignments icon.



DISTRICT TECH SUPPORT FOR STUDENTS AND PARENTS:

TechHelp@slps.org



STEP TWO: HOW TO FIND ASSIGNMENTS ON **TEAMS**

Finding Information About an Assignment

Assignments Tab:

This is what your screen looks like when you open an assignment.

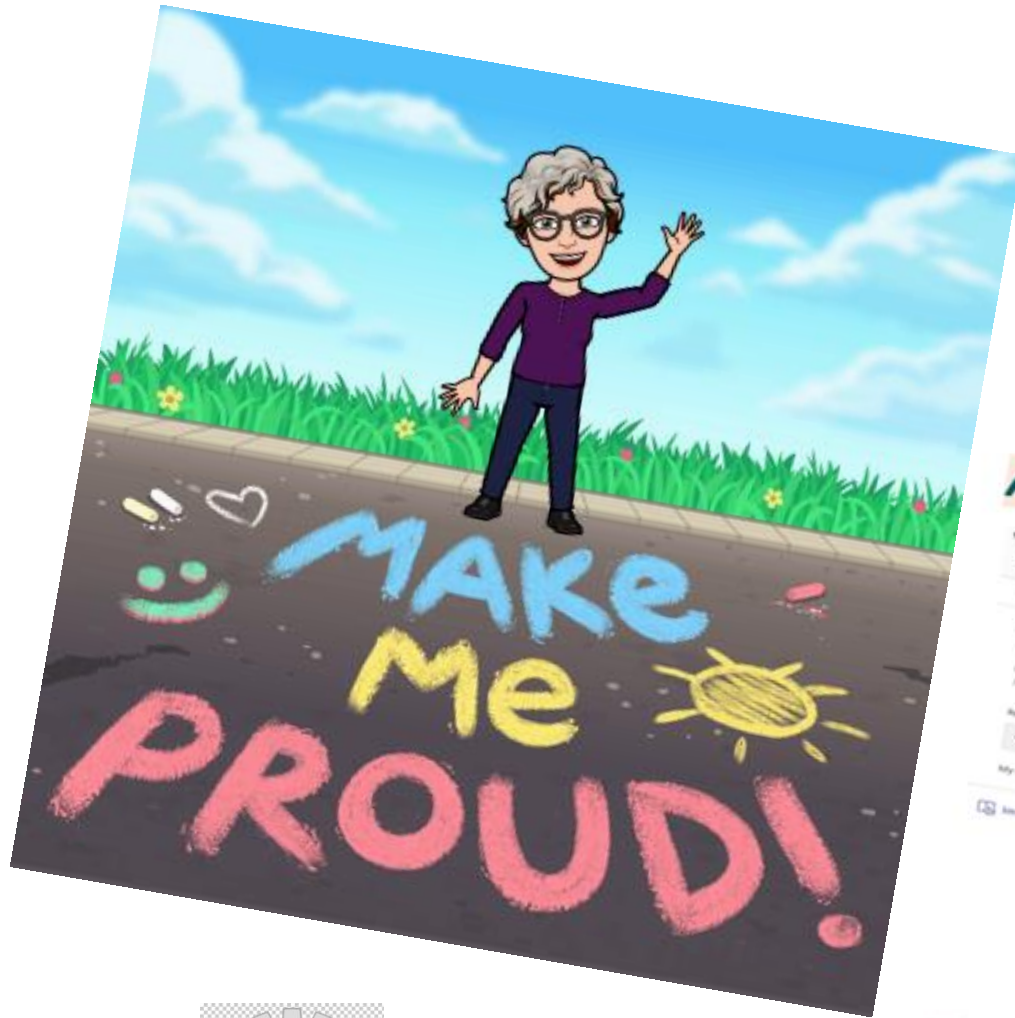


DISTRICT TECH SUPPORT FOR STUDENTS AND PARENTS:

TechHelp@slps.org

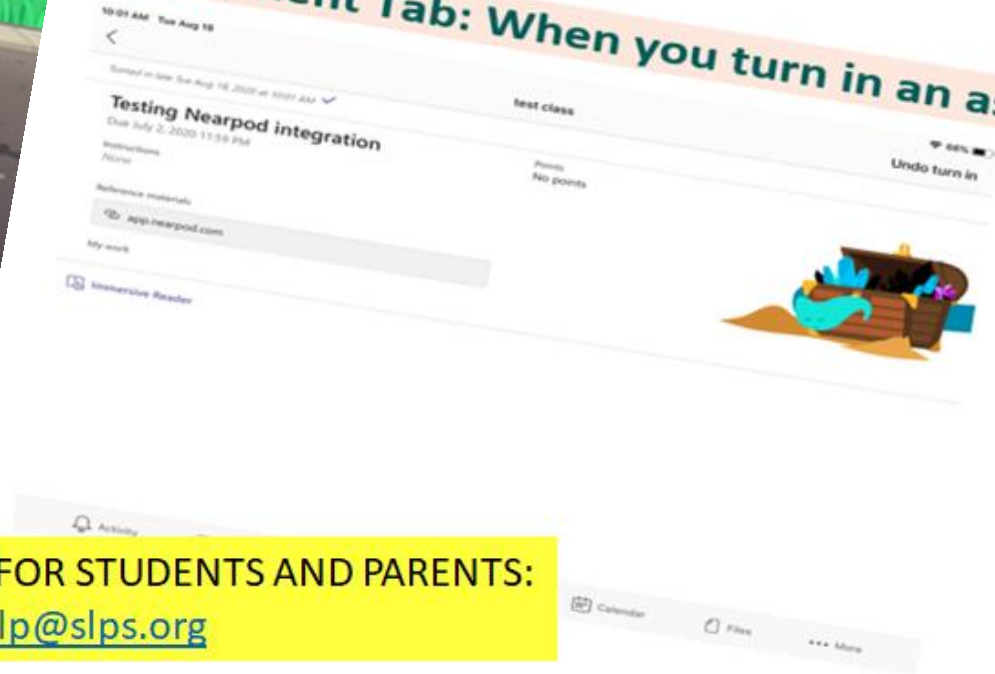
STEP THREE:

HOW TO
FIND ASSIGNMENTS
ON **TEAMS**



Turning in Assignments

Assignment Tab: When you turn in an assignment



This is what your screen looks like when you've turned in an assignment.



DISTRICT TECH SUPPORT FOR STUDENTS AND PARENTS:

TechHelp@slps.org

When?

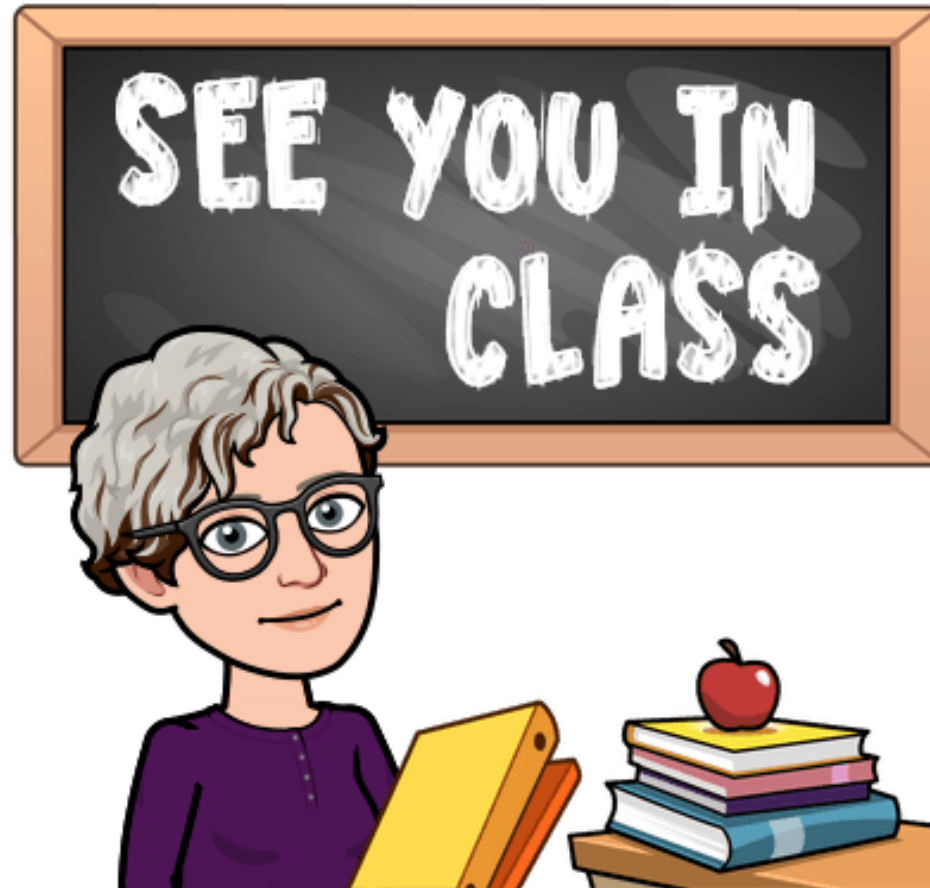


We will take brain breaks

TIME	SUBJECT
8:15-8:30	Class Morning Meeting (all students)
8:30-8:50	ELA - Reading Mini Lesson (all students)
8:50-9:10	ELA – Writing Mini Lesson (all students)
9:10-9:40	Math Mini Lesson (all students)
9:40-10:10	Science/Social Studies (all students)
10:10-11:00	Small Group Work/Asynchronous Work Time
11:00-11:55	Related Arts (A Day =PE, B Day=ART, C Day=MUSIC)
12:00-12:30	Lunch
12:30-2:30	Small Group Work/Asynchronous Work Time (Groups TBD)
2:30-3:15	Asynchronous Work Time and Individual Teacher Support

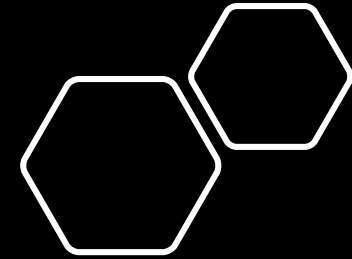
never stop
LEARNING
because life
NEVER STOPS
teaching





Questions

Please visit my website
and watch my video!



This presentation will
be posted in TEAMS &
My Webpage.

Don't forget to work
on your self-portrait!

Also, if you haven't
signed up for
ClassDojo, please do.